



BEAD, COVE, SHOE, STOP



BEAD



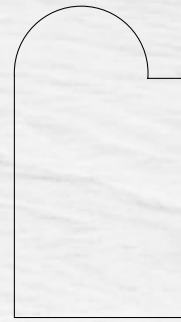
CMD BE 001
9/16 x 9/16



CMD BE 002
17/32 x 19/32

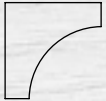


CMD BE 003
15/32 x 21/32



CMD BE 004
7/8 x 1-5/8

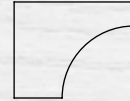
COVE



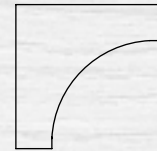
CMD CV 001
1/2 x 1/2



CMD CV 002
1/2 x 5/8



CMD CV 003
1/2 x 5/8

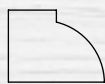


CMD CV 004
3/4 x 3/4

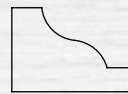
SHOE



CMD SH 001
3/8 x 3/8



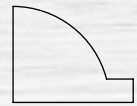
CMD SH 002
3/8 x 1/2



CMD SH 003
7/16 x 5/8



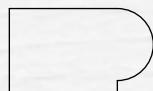
CMD SH 004
7/16 x 5/8



CMD SH 005
1/2 x 5/8



CMD SH 006
7/16 x 3/4



CMD SH 007
7/16 x 3/4



CMD SH 008
1/2 x 3/4



CMD SH 009
17/32 x 1



CMD SH 010
3/4 x 1

STOP



CMD ST 001
11/32 x 25/32



CMD ST 002
1/2 x 1-1/4



CMD ST 003
7/16 x 1-3/8



CMD ST 004
7/16 x 1-3/8



CMD ST 005
7/16 x 1-3/8



CMD ST 006
7/16 x 1-3/8



CMD ST 007
1/2 x 1-3/8



CMD ST 008
1/2 x 1-5/8



CMD ST 009
3/8 x 2-5/16



CMD ST 010
1/2 x 2-1/2